



COLLEGE *of*
CHARLESTON

*FY 2020/2021 Budget Presentation
House Ways and Means Committee
January 29, 2020*

Representative Gary Simrill, Chairman

Representative Gilda Cobb-Hunter

Representative Kirkman Finlay

AJ Newton, Budget Analyst



HISTORY.MADE.HERE.

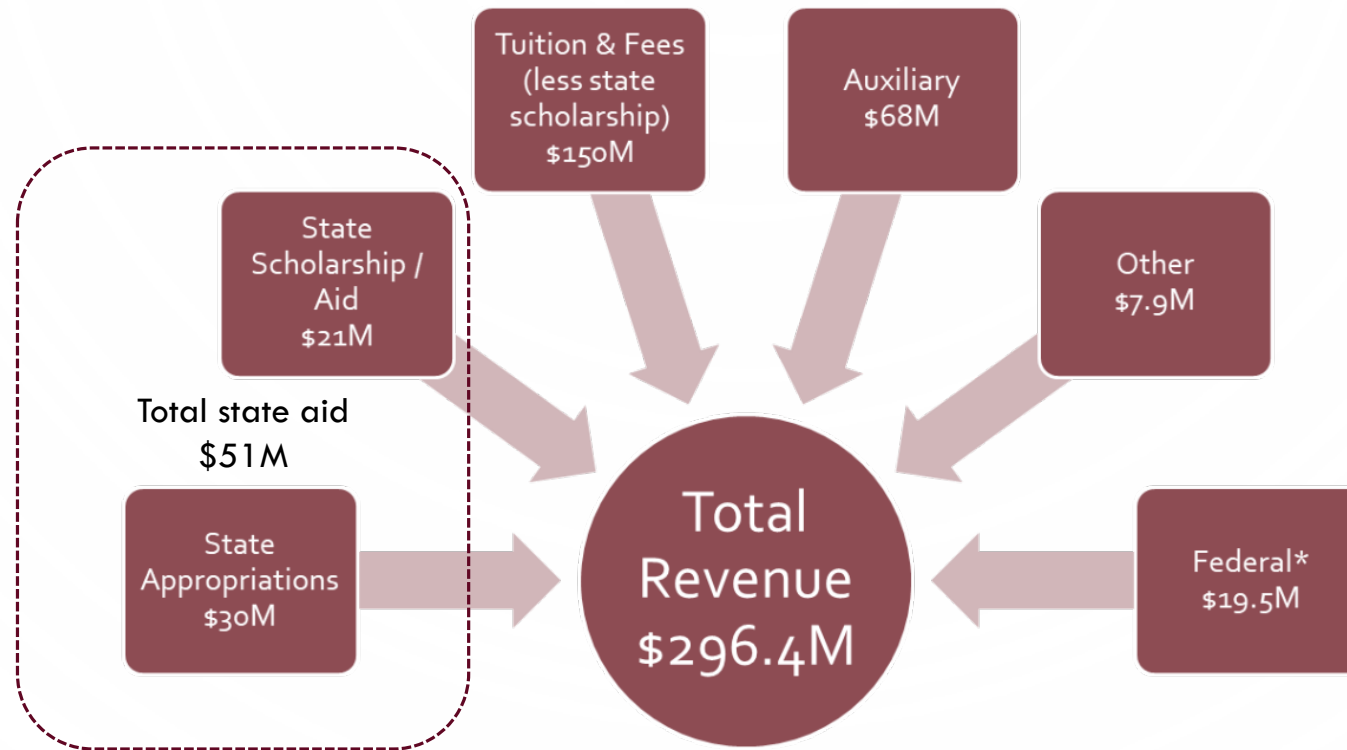
FY 2020 'NEW' FUNDING

- \$2.659M – Base Appropriation Increase
 - Allow the College of Charleston Board of Trustees to limit the tuition increase for South Carolina students to a flat \$100 increase year/year – or 0.8%.
 - Outside 2011 (in which there was no increase) this is lowest increase in 15 years.
 - The funds also allowed the College to continue to grow programs that are demanded by our local business community – computer science, public health, logistics/supply chain management, etc.
- 8M – Capital Appropriation for the Stern Student Center Renovation
 - A feasibility study is underway.
 - Should move forward with JBRC Phase 1 approval in the coming months.

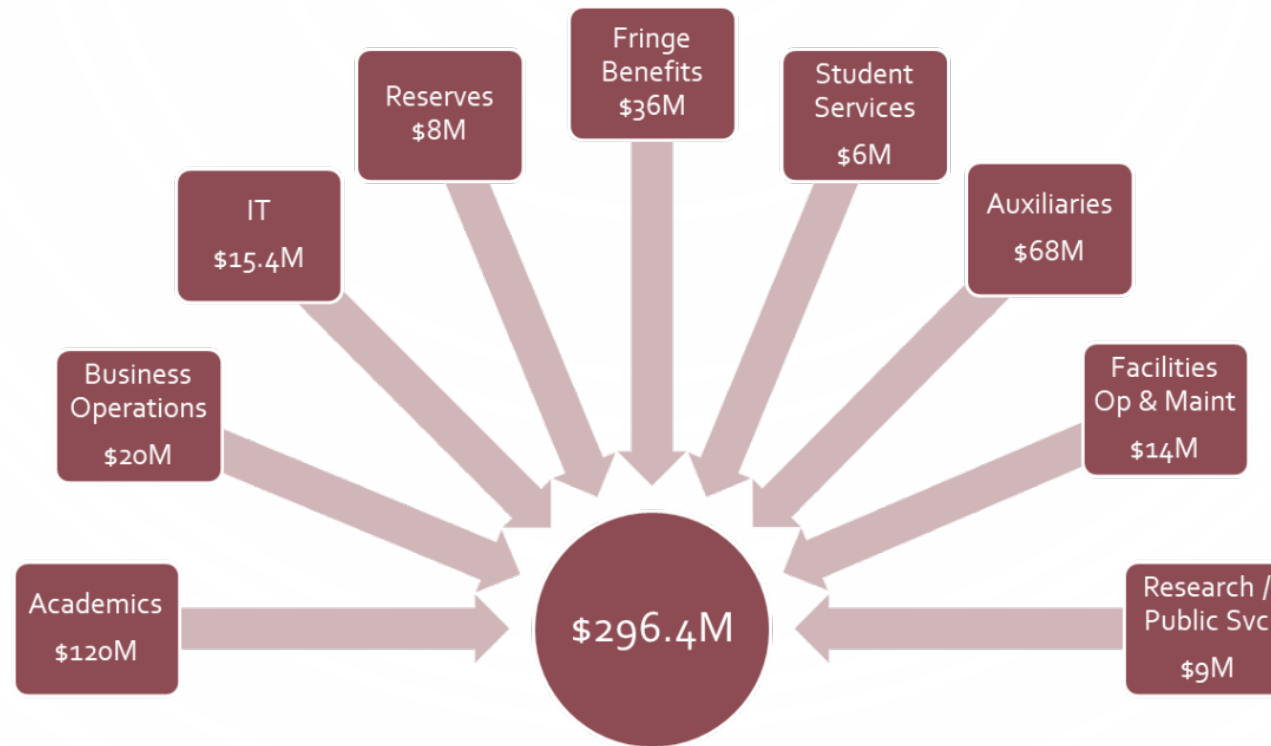
APPROPRIATION HISTORY

	Recurring State Funds	Nonrecurring/Capital	Total Funds
Fiscal Year 2020	\$29,808,548	\$7,000,000	\$272,371,314
Fiscal Year 2019	\$26,696,579	\$3,500,000	\$269,259,355
Fiscal Year 2018	\$25,369,672		\$267,932,448
Fiscal Year 2017	\$24,101,091	\$1,250,000	\$258,663,867

FY 2020 PROJECTED REVENUE



FY 2020 PROJECTED EXPENSES



FY 2021 RECURRING REQUEST

- **\$3.5M – Recurring General Fund Support**

- This increase represents about a 12% increase year-over-year.
- This would return the College's state support to \$33.3M, which matches the high-water mark of 2008 (pre-rescission levels).
- The additional funds would be used to make sure that a College of Charleston education remains affordable and accessible to all South Carolina students.
- We would also continue to fund programs that are demanded by the local business community.

FY 2021 NON-RECURRING REQUEST

- None

FY 2021 CAPITAL REQUEST

- Capital Building Request

- \$35M – Major Renovation Projects

- The College is committed to repairing our existing infrastructure. We have not completed a large scale new construction project since 2009. There are 3 major E&G projects on the horizon for the College:

- Stern Center Renovation – \$27M, total renovation
- Silcox Renovation - \$25M, total renovation
- 58 George Renovation, \$4.5M total renovation

- Capital Non-building Request

- \$5M – Land acquisition

- The College includes land acquisition on each year of our CPIP.
- There are a few land opportunities for the College at present that represent strategic opportunities for the campus.

FY 2021 FEDERAL FUNDS, OTHER FUNDS, AND FTE REQUESTS

- None

PROVISO REQUEST

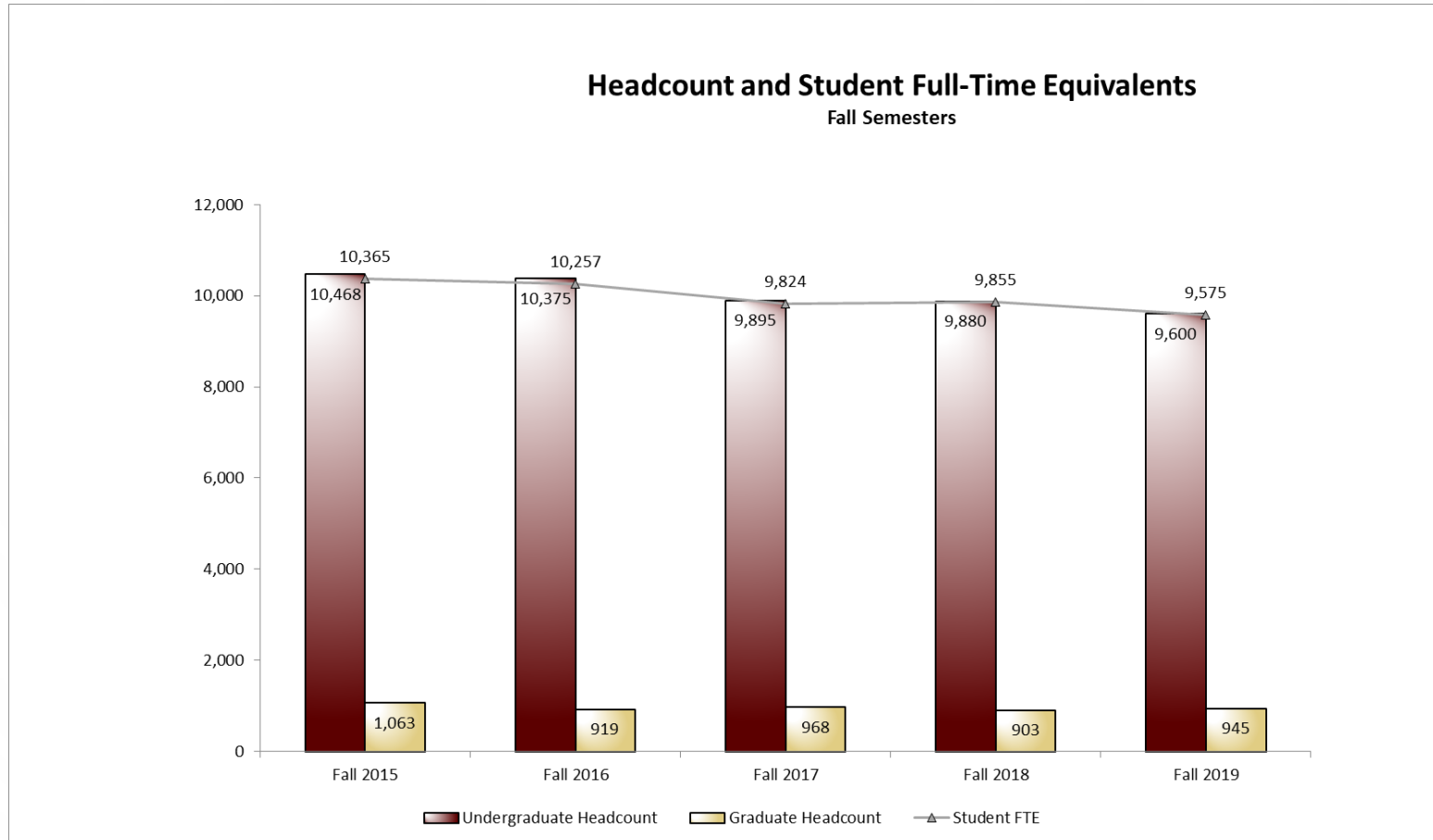
- **McAlister Hall**

- Objective – to allow the College to use any available capital dollars to renovate McAlister Hall. The College is currently engaged in litigation over McAlister Hall. Originally opened in 2004, it now requires nearly \$30M in repairs.
- Possible language:
 - In the current fiscal year, the College of Charleston may use any institutional capital resources necessary to make repairs to McAlister Hall. Any recovery from ongoing litigation must be used to repay allocations made from the institution's capital improvement fee for this renovation first.

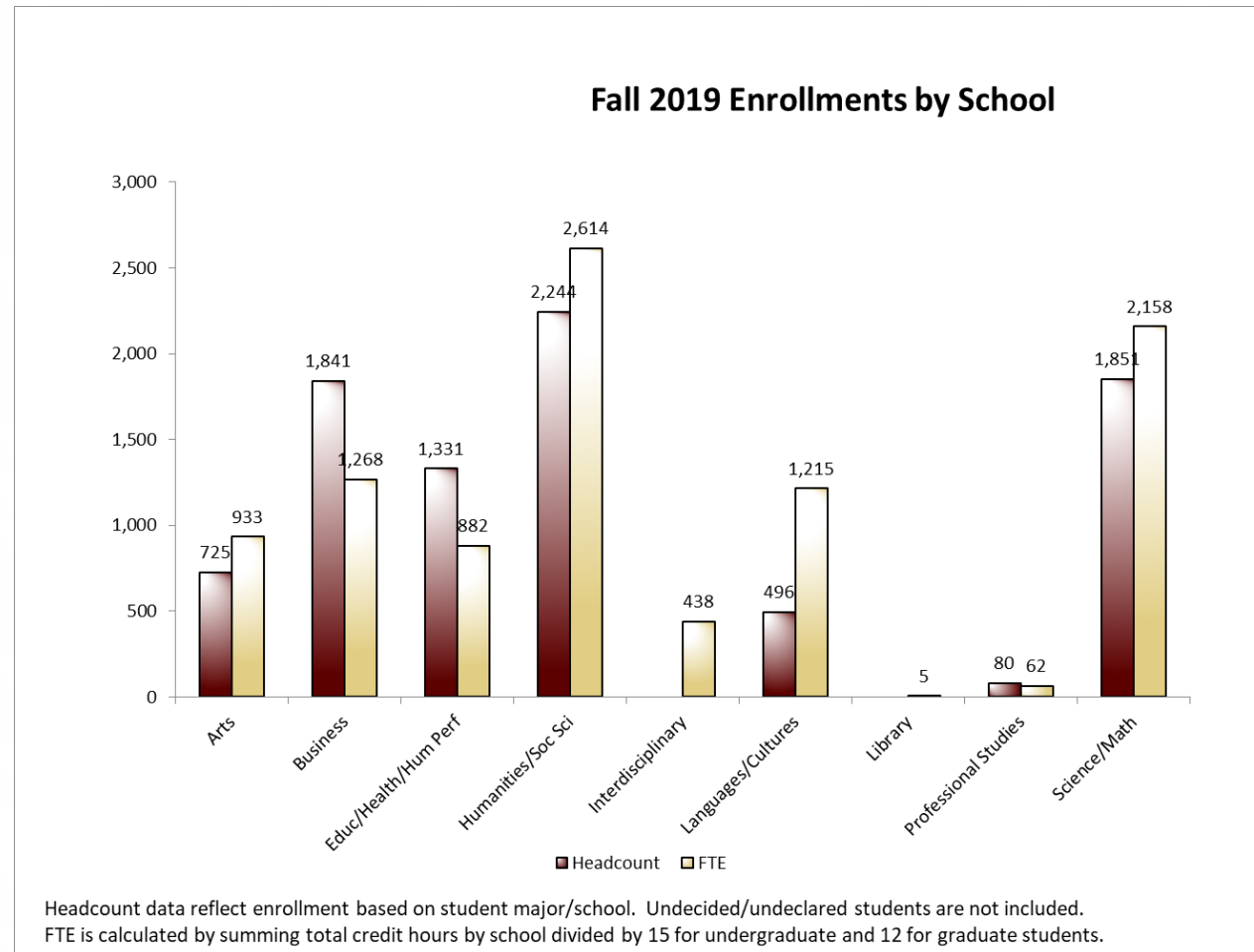


APPENDIX

STUDENT ENROLLMENT

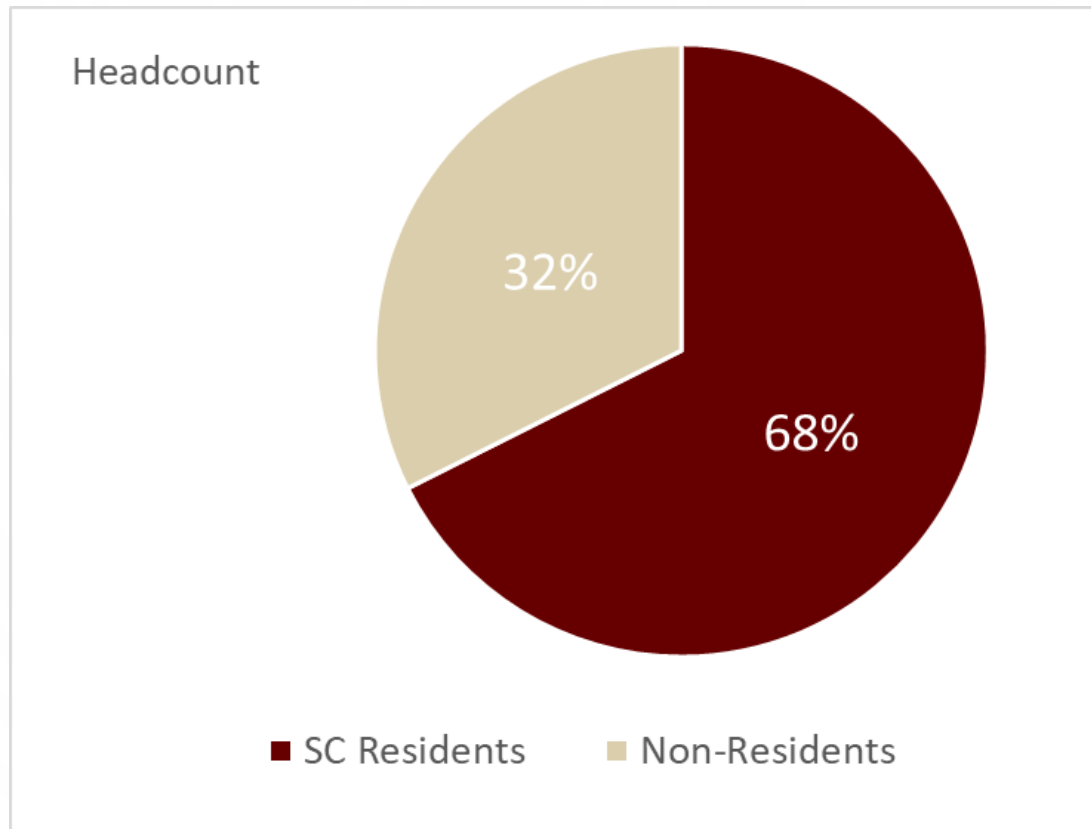


STUDENT ENROLLMENT BY SCHOOL

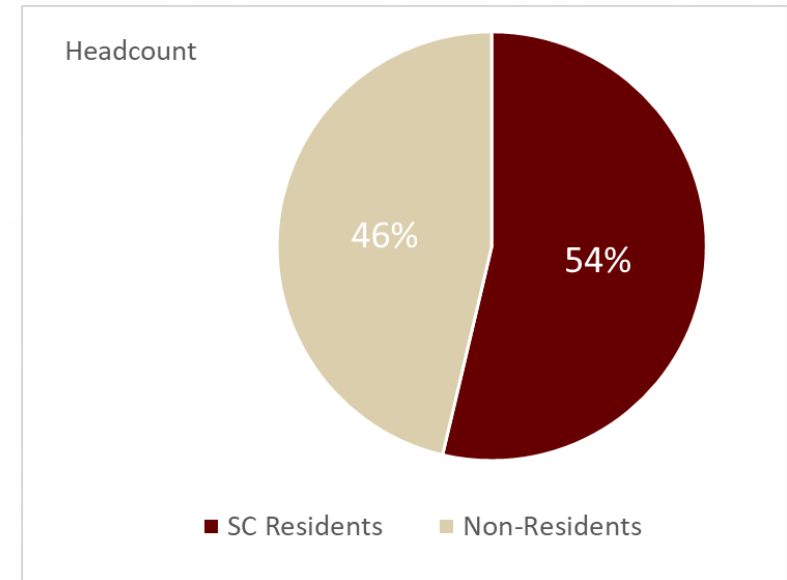


STUDENT GEOGRAPHIC ORIGIN

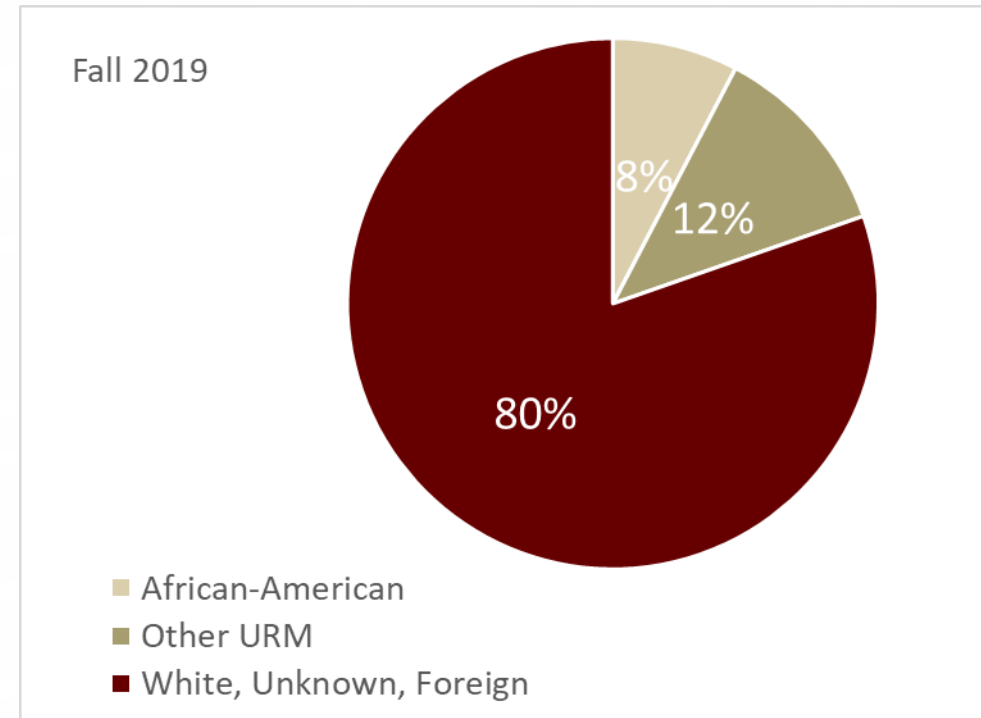
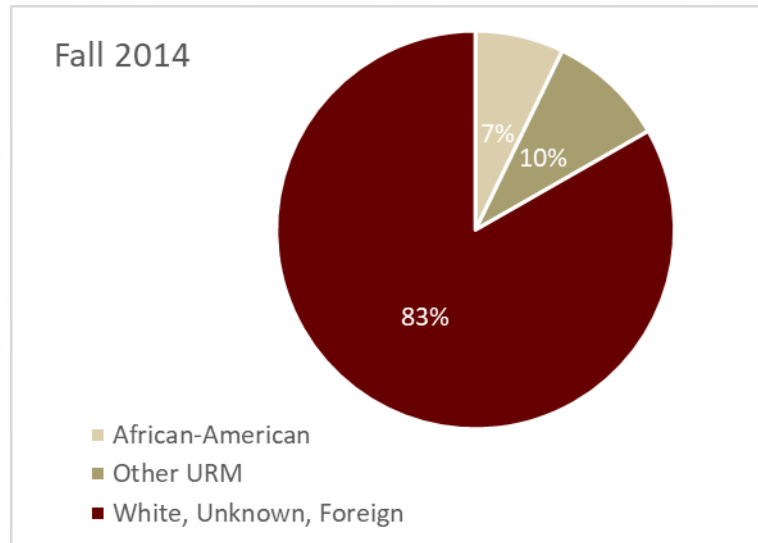
All Students



Freshmen Only



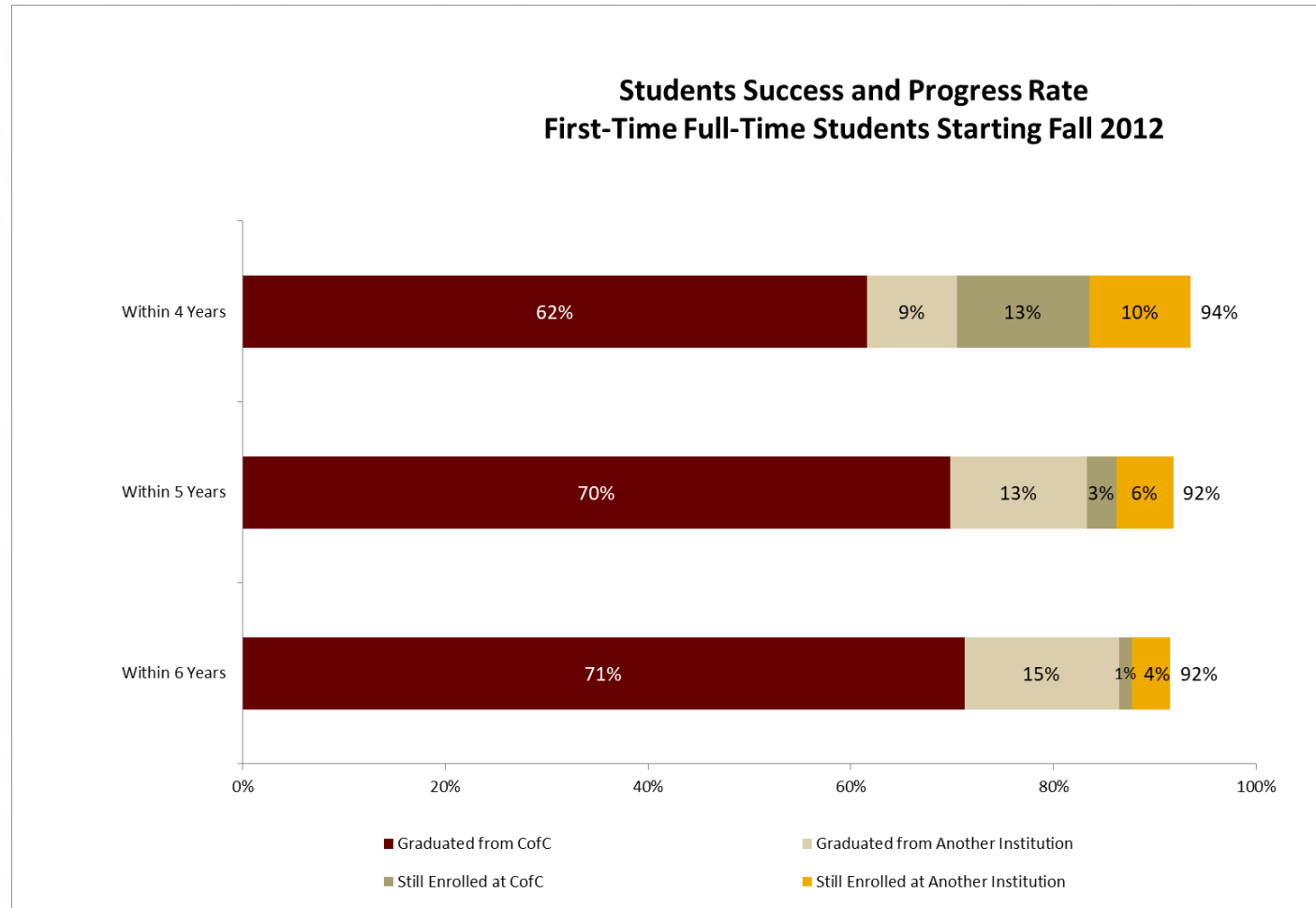
MINORITY ENROLLMENT (5 YEAR CHANGE)



Fall 2020 Decisions:

So far we have admitted 1,507 students of color for Fall 2020. That is 51% higher than the 5 year total and 32% higher than last year.

STUDENT SUCCESS/GRADUATION RATE



TUITION HISTORY

COLLEGE OF CHARLESTON - TUITION AND FEES PER SEMESTER

	UNDERGRADUATES				
	2015-2016	2016-2017	2017-2018	2018-2019	2019-2020
<u>FULL-TIME FEES (12 HOURS OR MORE)</u>					
COLLEGE FEES	\$ 3,830	\$ 4,023	\$ 4,269	\$ 4,402	\$ 4,459
ECOllective FEE	10	10	10	10	10
SECURITY FEE (<i>SPRING 2016</i>)	50	50	50	50	50
TUITION FEE	35	35	35	35	-
CAPITAL IMPROVEMENT FUND	804	804	844	878	906
ATHLETICS	623	623	639	664	664
HEALTH SERVICES	73	73	75	85	85
STUDENT ACTIVITIES	75	75	77	85	85
TOTAL IN-STATE	\$ 5,500	\$ 5,693	\$ 5,999	\$ 6,209	\$ 6,259
PERCENT INCREASE FROM PRIOR YEAR	<u>3.25%</u>	<u>3.50%</u>	<u>5.38%</u>	<u>3.50%</u>	<u>0.81%</u>
OUT-OF-STATE DIFFERENTIAL	\$ 8,772	\$ 9,079	\$ 9,194	\$ 9,591	\$ 10,165
TOTAL OUT-OF-STATE	\$ 14,272	\$ 14,772	\$ 15,193	\$ 15,800	\$ 16,424
PERCENT INCREASE FROM PRIOR YEAR	<u>3.25%</u>	<u>3.50%</u>	<u>2.85%</u>	<u>4.00%</u>	<u>3.95%</u>

AY 2019/2020 TUITION DETAIL

**COLLEGE OF CHARLESTON
TUITION AND FEES 2019-2020**

PER SEMESTER	UNDERGRADUATE 2018-2019	GRADUATE 2018-2019	UNDERGRADUATE 2019-2020		GRADUATE 2019-2020		SCHOOL OF PROFESSIONAL STUDIES	
		UG + 10%		INCREASE	UG + 10%	INCREASE		INCREASE
<u>FULL-TIME FEES (12 HOURS OR MORE)</u>								
COLLEGE FEES	\$ 4,402	\$ 5,023	\$ 4,459	\$ 57	\$ 5,085	\$ 62	\$ 3,205	\$ 14
ECOLlective FEE	10	10	10	-	10	-	7	-
SECURITY FEE	50	50	50	-	50	-	36	-
TUITION FEE	35	35	-	(35)	-	(35)	-	(25)
CAPITAL IMPROVEMENT FUND - E&G	878	878	906	28	906	28	651	15
ATHLETICS	664	664	664	-	664	-	477	(4)
HEALTH SERVICES	85	85	85	-	85	-	62	-
STUDENT ACTIVITIES	85	85	85	-	85	-	62	-
TOTAL IN-STATE	\$ 6,209	\$ 6,830	\$ 6,259	\$ 50	\$ 6,885	\$ 55	\$ 4,500	\$ -
OUT-OF-STATE DIFFERENTIAL	\$ 9,591	\$ 10,550	\$ 10,165	\$ 574	\$ 11,181	\$ 631	\$ 7,177	\$ -
TOTAL OUT-OF-STATE	\$ 15,800	\$ 17,380	\$ 16,424	\$ 624	\$ 18,066	\$ 686	\$ 11,677	\$ -
<u>PART-TIME FEES (11 HOURS OR LESS)</u>								
PER CREDIT HOUR IN-STATE	\$ 517	\$ 569	\$ 522	\$ 5	\$ 574	\$ 5	\$ 375	\$ -
PER CREDIT HOUR OUT-OF-STATE	\$ 1,317	\$ 1,448	\$ 1,369	\$ 52	\$ 1,506	\$ 58	\$ 973	\$ -



SPECIAL FEES (AY 2019/2020)

COLLEGE OF CHARLESTON
LIST OF SPECIAL FEES FOR 2019-2020

PER SEMESTER

	UNDERGRADUATE 2018-2019	GRADUATE 2018-2019	UNDERGRADUATE 2019-2020	GRADUATE 2019-2020	GRADUATE CHANGE
APPLICATION FEE - UNDERGRADUATE - ELECTRONIC	50	50	50	50	-
APPLICATION FEE - UNDERGRADUATE - PAPER	50	90	50	90	-
APPLICATION FEE - GRADUATE - ELECTRONIC	100		100		
APPLICATION FEE - GRADUATE - PAPER	1,450		1,450		
BRIDGE PROGRAM FEE	15		15		
CONVOCATION FEE		45		45	-
GRADUATE ORIENTATION FEE		25		25	-
GRADUATION FEE	25	25	25	25	-
GRADUATION APPLICATION LATE FEE - UNDERGRADUATE	12	12	12	12	-
GRADUATION APPLICATION LATE FEE - GRADUATE	10	10	10	10	-
TRANSCRIPT FEE - PAPER	5	5	5	5	-
REGISTRATION FEE (PART-TIME)	5	5	5	5	-
LIBRARY FEE (PART-TIME)	30	30	30	30	-
LIBRARY FEE (FULL-TIME) (UG <= 30 CH)	60	60	60	60	-
LIBRARY FEE (FULL-TIME) (UG >= 30 CH) (G = FT)	130	130	130	130	-
TECHNOLOGY FEE (FRESHMEN)	170	170	170	170	-
TECHNOLOGY FEE (UPPERCLASSMEN)	5	5	5	5	-
ACTIVITY/HEALTH FEE (PART-TIME)					
SCHOOL FEES:					
SCHOOL OF BUSINESS (P-300 UG) / CREDIT HOUR	75	75	75	75	-
SCHOOL OF SCIENCE/MATH (P-300 UG) / CREDIT HOUR	50	50	50	50	-
SCIENCE LABORATORY FEE - BIOL	75	75	75	75	-
SCIENCE LABORATORY FEE - CHEM	125	125	125	125	-
SCIENCE LABORATORY FEE - GEOL	75	75	75	75	-
SCIENCE LABORATORY FEE - PHYS & ASTR	75	75	75	75	-
COMPUTER SCIENCE LAB FEE (PER COURSE)	60	60	60	60	-
MATH PLACEMENT FEE	25	25	25	25	-
LANGUAGE LAB FEE	35	35	35	35	-
APPLIED MUSIC FEE	225	225	225	225	-
1/2-HOUR COURSE	450	450	450	450	-
1-HOUR COURSE	75	75	75	75	-
STUDENT FEE (PARTS' COURSES)	75	75	75	75	-
PHOTOGRAPHY COURSES	50	50	50	50	-
ANTHROPOLOGY COURSE FEE (ANTH308)	15	15	15	15	-
ANTHROPOLOGY FEE (ANTH463) (PER CR HR - 4-8 HRS)	75	75	75	75	-
PSYCHOLOGY LAB FEE	30	30	30	30	-
EHPH-PEAC (100,102,103,105-110,115,117,119,122,132,138,120)	108	108	108	108	-
EHPH-PEAC WOMEN'S SELF DEFENSE	60	60	60	60	-
EHPH-PEAC SURFING	45	45	45	45	-
EHPH-PEAC GOLF	300	300	300	300	-
SAILING FEE	240	240	240	240	-
STANDUP PADDLEBOARDING	285	285	285	285	-
ICE SKATING FEE	300	300	300	300	-
COASTAL KAYAKING	125	125	125	125	-
HORSEBACK RIDING	300	300	300	300	-
EHPH 202 LAB ACTIVITIES	65	65	65	65	-
OUTDOOR EDUCATION - PEAC 252	90	90	90	90	-
EHPH - ATEP 245L, 345L, 346L, 430L, 437L	85	85	85	85	-
EHPH - EXSC 340L, 439L					
SCUBA FEE					
CONTRACT COURSES					
OUT-OF-STATE DIFFERENTIAL	140	140	140	140	-
SPECIAL PROJECT CONTRACT COURSES	200	200	200	200	-
3-HOUR COURSE	150	150	150	150	-
OUT-OF-STATE DIFFERENTIAL	240	240	240	240	-
2-HOUR COURSE	100	100	100	100	-
OUT-OF-STATE DIFFERENTIAL	160	160	160	160	-
1-HOUR COURSE	50	50	50	50	-
OUT-OF-STATE DIFFERENTIAL	50	50	50	50	-
STUDY ABROAD FEE					
TEACHERS CADET FEE (HIGH SCHOOL)	50	50	50	50	-
MBA PROGRAM FEE					
REACH PROGRAM:					
GENERAL PROGRAM FEE - IN-STATE	16,000	16,000	16,000	16,000	-
GENERAL PROGRAM FEE - OUT-OF-STATE	24,000	24,000	24,000	24,000	-
RESIDENTIAL SUPPORT FEE - ON-CAMPUS RESIDENTS	3,300	3,300	3,300	3,300	-
LIFE SKILLS INSTRUCTION - NON-CAMPUS RESIDENTS	1,600	1,600	1,600	1,600	-
AUDIT FEE (PER CREDIT HOUR)	517	569	522	574	5
OUT-OF-STATE DIFFERENTIAL	800	879	847	932	53
SUMMER SCHOOL DS FEE (PER COURSE)	250	250	250	250	-
COUNSELING - NON-CANCELLATION FEE (PER APPOINTMENT)	25	25	25	25	-
SENIOR CITIZENS REGISTRATION AND LAB FEES	50	50	50	50	-
HIGH SCHOOL DUAL ENROLLMENT (PER COURSE)	450	450	450	450	-
DUPLICATE ID	20	20	20	20	-
RETURNED CHECK FEE	30	30	30	30	-
INSTALLMENT PAYMENT PLAN FEE	40	40	40	40	-
LATE PAYMENT FEE	3.75%	3.75%	3.75%	3.75%	-



SCHOLARSHIPS

Fiscal Year Summary of Awards 2018 2019

Federal	Name of Program	Number of Students	Award Amount	Average Award
	Parent PLUS Loan	1261	25,721,210	20,397.47
	Subsidized Loan	3390	14,251,593	4,204.01
	Unsubsidized Loan	4132	17,868,349	4,324.38
	Graduate PLUS Loan	36	434,515	12,069.86
	Pell Grant	2482	11,336,618	4,567.53
	SEOG Grant	776	699,146	900.96
	TEACH Grant - Graduate	2	7,488	3,744.00
	TEACH Grant - Undergraduate	27	97,168	3,598.81
	Federal Work Study	174	188,126.06	1,081.18
	Federal Subtotal	12280	70,604,213.06	
State	Name of Program	Number of Students	Award Amount	Average Award
	Palmetto Fellows Scholarship	542	3,832,137.75	7,070.36
	Palmetto Fellows Enhancement	208	513,045.00	2,466.56
	LIFE Scholarship	2509	11,975,695.25	4,773.09
	LIFE Scholarship Enhancement	414	1,004,998.00	2,427.53
	HOPE Scholarship	235	548,800.00	2,335.32
	SC Need Based Grant	716	1,616,195.00	2,257.26
	Teacher Loan Program	78	337,525.00	4,327.24
	Teacher Fellows Program	28	8,400.00	300.00
	Teaching Fellows Program	91	510,150.00	5,606.04
	Call Me MISTER	14	64,500.00	4,607.14
	National Guard Grant	12	44,437.50	3,703.13
	Archibald Rutledge Scholarship	1	2,619.50	2,619.50
	Other	72	181,052.00	2,514.61
	State Subtotal	4920	20,639,555.00	
Institutional	Name of Program	Number of Students	Award Amount	Average Award
	4% Waivers	3477	7,605,293.52	2,187.31
	Abatement: Full	173	3,145,848.00	18,184.09
	Abatement: Graduate	12	300,664.00	25,055.33
	Abatement: Partial	522	4,457,804.00	8,539.85
	Athletic Grant-in-aid	220	4,985,088.89	22,659.49
	Auxiliary Funding	114	276,516.00	2,425.58
	Foundation Scholarships	971	3,961,980.92	4,080.31
	Grants & Sponsored Programs	17	50,136.00	2,949.18
	Other	476	2,913,141.75	6,120.05
	Other Waivers	137	1,343,283.50	9,804.99
	Pep Band	37	16,242.50	438.99
	SPECTRA	87	421,479.00	4,844.59
	Institutional Subtotal	6243	29,477,478.08	
Outside Aid	Name of Program	Number of Students	Award Amount	Average Award
	Alternative Loans	831	14,924,851.00	17,960.11
	Non-Institutional Aid	756	2,792,853.35	3,694.25
	Outside Aid Subtotal	1587	17,717,704.35	

4% WAIVER AND ABATEMENT REPORT

Name of Program	Level	15-16			16-17			17-18			18-19		
		Students	R	NR	Students	R	NR	Students	R	NR	Students	R	NR
4% Waivers	Freshman	533	386	147	543	414	129	633	442	191	811	446	365
	Sophomore	649	492	157	671	511	160	742	590	152	745	527	218
	Junior	712	568	144	697	553	144	746	609	137	720	587	133
	Senior	1196	981	215	1159	976	183	1216	1000	216	1169	930	239
	Other	40	36	4	46	42	4	22	17	5	37	32	5
	Total		3130	2463	667	3116	2496	620	3359	2658	701	3482	2522
Abatement: Full*	Freshman	12		12	19		19	10		10	25		25
	Sophomore	47		47	39		39	29		29	44		44
	Junior	45		45	42		42	36		36	22		22
	Senior	96		96	78		78	83		83	82		82
	Total		200		200	178		178	158		158	173	
Abatement: Partial*	Freshman	83		83	82		82	82		82	230		230
	Sophomore	90		90	78		78	76		76	110		110
	Junior	55		55	81		81	65		65	73		73
	Senior	81		81	74		74	107		107	109		109
	Total		309		309	315		315	330		330	522	

CURRENT OUTSTANDING DEBT

IV. Annual Debt Payments 2019-2020:					
	Maturity Date	Payment Date	FY20 Principal And Interest Payments	Original Principal Amount	Principal Due After FY20 Payments
Series 2011A (New Science Center)	4/1/2037	10/1/2019	\$ 579,829	\$ 33,745,000	\$ 26,590,000
		4/1/2020	<u>1,674,830</u>		
			<u>\$ 2,254,659</u>		
Series 2012A (Refunding 2002A - Kelly House) (Refunding 2002C - McAlister Hall)	4/1/2032	10/1/2019	\$ 289,934	\$ 25,630,000	\$ 16,985,000
		4/1/2020	<u>1,454,935</u>		
			<u>\$ 1,744,869</u>		
Series 2013A (Refunding 2003D - Dorm Renovation) (Refunding 2003D - Parking Deck)	4/1/2033	10/1/2019	\$ 119,244	\$ 12,510,000	\$ 6,840,000
		4/1/2020	<u>544,244</u>		
			<u>\$ 663,488</u>		
Series 2013B (Refunding 2004B - Academic Buildings / Student Center)	4/1/2034	10/1/2019	\$ 388,528	\$ 24,835,000	\$ 20,570,000
		4/1/2020	<u>1,503,528</u>		
			<u>\$ 1,892,056</u>		
Series 2014A (Hollings Science Center Renovation/ Expansion)	4/1/2044	10/1/2019	\$ 1,018,544	\$ 54,255,000	\$ 49,810,000
		4/1/2020	<u>2,213,544</u>		
			<u>\$ 3,232,088</u>		
Series 2017A (Refunding 2007C - George / Liberty Street Project)	4/1/2037	10/1/2019	\$ 817,637	\$ 42,705,000	\$ 38,495,000
		4/1/2020	<u>2,287,638</u>		
			<u>\$ 3,105,275</u>		
Series 2017B (Refunding 2007D - Arena, Science Center, School of the Arts)	4/1/2037	10/1/2019	\$ 606,378	\$ 31,345,000	\$ 28,255,000
		4/1/2020	<u>1,686,378</u>		
			<u>\$ 2,292,756</u>		
			<u>\$ 15,185,191</u>	<u>\$ 225,025,000</u>	<u>\$ 187,545,000</u>

EMPLOYEE DATA

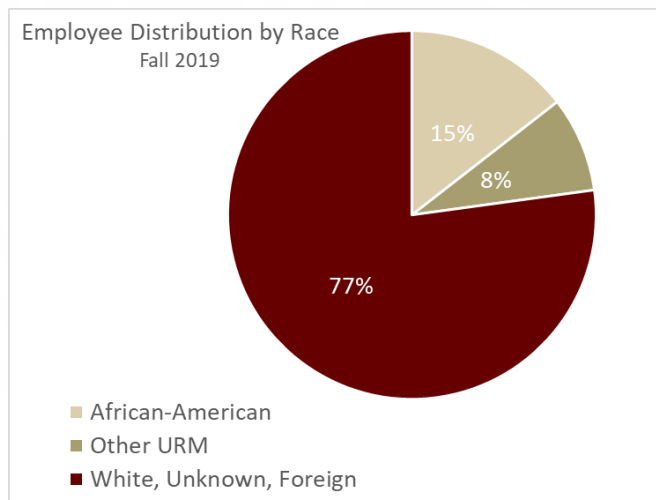
Employee Counts All Employees on Payroll Fall 2015 to Fall 2019*

IPEDS Employee Category**	Fall 2015	Fall 2016	Fall 2017	Fall 2018	Fall 2019
Full-time faculty	548	531	522	534	526
Full-time staff permanent	897	856	864	876	916
Full-time staff temporary	117	138	119	117	97
All Full-time employees	1,562	1,525	1,505	1,527	1,539
Graduate Assistants	165	173	169	171	156
Part-time faculty	367	364	356	355	353
Part-time staff	198	168	183	160	166
All Part-time employees	730	705	708	686	675
<i>College Total</i>	2,292	2,230	2,213	2,213	2,214

Source: IPEDS Human Resources

*All employees on the payroll as of November 1st of each reporting year

**IPEDS includes permanent and temporary positions and classifies employees under a full- or part-time category. IPEDS categorizes librarians as staff so the faculty count above only represents regular faculty positions.



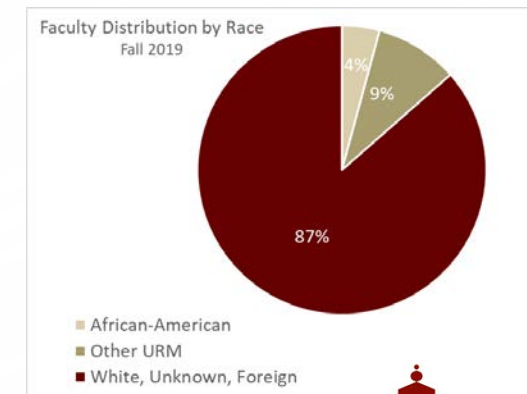
Roster Faculty - Internal Counts Fall 2015 to Fall 2019*

Rank	Fall 2015	Fall 2016	Fall 2017	Fall 2018	Fall 2019
Professors	153	155	157	148	155
Associate Professors	180	181	182	184	192
Assistant Professors	176	159	148	156	140
Instructors	65	60	60	70	68
<i>Total Roster Faculty</i>	574	555	547	558	555
Percent with Terminal Degrees**	90%	91%	92%	90%	89%
Percent with Tenure***	63%	65%	66%	65%	67%

*Internal faculty counts include Library faculty and faculty on leave without pay.

**Includes faculty occupying a state line and roster faculty on sabbatical or paid leave.

***Includes roster faculty on sabbatical and excludes both visiting faculty occupying a state line and administrators holding faculty rank.



CAPITAL PLAN


- The size and historic nature of the College of Charleston campus is both a blessing and a curse.
- The College has 119 buildings totaling over 2 million square feet.
- With an average age of 104 years, over half (54%) of our buildings are over 100 years old.
- We maintain an active capital and maintenance campaign.
- We have a universal Capital Improvement Fee as part of our full tuition/fee structure.
 - The current fee is \$906/semester generating \$16.2M/FY
 - \$483 of the \$906 is currently pledged for debt service
 - The balance of the fee is used to fund on-going capital projects and maintenance - \$423/semester or \$7.6M/FY

CAPITAL PLAN CONTINUED

- For the last decade, the College has largely focused on renovating and caring for our existing campus. Outside the limited expansion of the Jewish Studies Center completed in 2016 (15,000 square feet, and 20% funded privately), the College has not engaged in ‘new’ construction projects.
 - 2009 – School of Math and Science
 - 2009 – Cato Center for the Arts
 - 2008 – TD Arena
 - 2007 – Liberty and George St Residence Hall Complex
- During FY 2019, our spend on renovation/maintenance projects was \$12.1M (and in FY 2018 it was \$5.8M).
- On our 5 year CPIP, there is 1 new construction project – a new parking garage.
 - There are only 2 total rebuilds, Craig Hall and College Lodge (both residence halls)



COLLEGE *of* CHARLESTON



HISTORY.MADE.HERE.

Thank you for your time.

We are happy to answer any questions.

Andrew Hsu, President

Paul Patrick, Chief of Staff